


# MAKING A FIRE GOD MASK INFO FOR PARENTS

WORKSHOP FROM COWLEY ROAD WORKS



BY ARTIST ANDREW 'MANI' MANSON  
& DAVID PYLE, EARTH SCIENCES SCIENTIST  
AT THE UNIVERSITY OF OXFORD

## WHAT EACH CHILD WILL NEED

**To make a fire god mask you will need:**

- Pencil & pens
- Paper
- Scissors
- Sticky tape
- A ruler or something straight
- Glue
- As much cardboard as you can get – cereal boxes, egg boxes, shoe boxes, delivery boxes – you can ask local supermarkets for old boxes from fruit deliveries.
- For decorations: **paint** if you have it. Or anything else you can use to make your mask colourful and unique – coloured pencils, chalk, stickers, leaves – anything!




**Children may need an adult to help cutting the cardboard if it's very thick.**

## SEND US YOUR PICTURES


Send us a video or a picture of the great fire god mask your child has made!

We'd love to see these, and share your fantastic artwork across our social media.


You can send it to us at:

	<a href="mailto:admin@cowleyroadworks.org">admin@cowleyroadworks.org</a> Or via <a href="#">We Transfer</a>
	<a href="http://www.facebook.com/cowleyroadcarnival">www.facebook.com/cowleyroadcarnival</a>
	<a href="https://twitter.com/CowleyCarnival">twitter.com/CowleyCarnival</a>
	<a href="https://www.instagram.com/cowleyroadworks/">www.instagram.com/cowleyroadworks/</a>

If you prefer that we don't share your work with our audiences just let us know in the message, and we'll keep it under our hats.



**HAPPY MAKING FROM ALL OF US!**



**COWLEY ROAD WORKS LEARNING IS SPONSORED BY:**



St Michael's and All Saints' Charities



Supported using public funding by  
**ARTS COUNCIL ENGLAND**



**Oxford Business Park**

